




MODULATE

TM



Bungee sections



MODULATE™

An attention grabbing solution

Modulate™ is the fusion of two original concepts, recognised for their success in the world of retail and exhibitions: Formulate, a range of tubular structures, and Vector modular frames.

Modulate™ consists of a set of frames made from aluminium tubes covered with a printed tension fabric graphic. These frames can be connected together using powerful magnets inside each element.

Based on this simple magnetic principle, the different **Modulate™** frames combine to create the perfect configuration for every venue: retail outlets, trade shows, shell schemes, exhibition venues, shopping centre, or in office environments as simple partitioning for meeting areas.

MODULATE™

Innovative structures

Each **Modulate™** structure is made from aluminium tubes with a diameter of 30 mm, which makes them both light and durable.

This new family of products is set apart from other existing solutions by a range of unique features, including the **MagLink** system and the **Twist & Lock** foot system.

Need a change ?

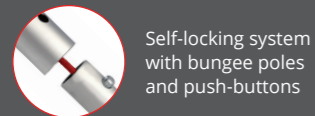
With powerful 360° magnets, the **MagLink** system makes it easy to assemble **Modulate™** frames without the hassle of traditional clips add in or the need for Allen keys. These patent pending magnetic connectors and the 40 cm extension, allow you to vary the height of the structures, making **Modulate™** a very versatile and reconfigurable solution.

Save time !

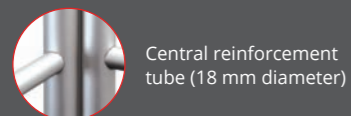
Each element of the **Modulate™** range is designed to make your life easier: sections with colour co-ordinated numbering system, bungee poles and easy-to-install feet. No tools required! Assembling **Modulate™** is child's play, allowing you to change your configuration in seconds.



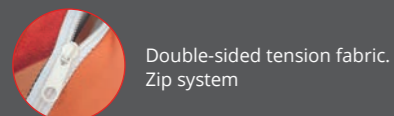
360° MagLink connector in each pole



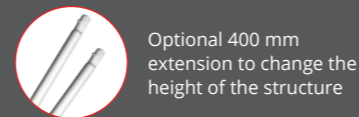
Self-locking system with bungee poles and push-buttons



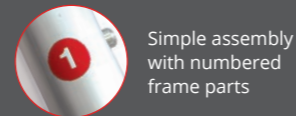
Central reinforcement tube (18 mm diameter)



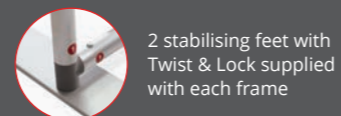
Double-sided tension fabric. Zip system



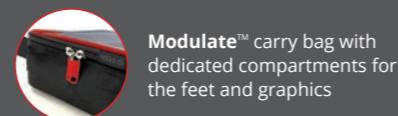
Optional 400 mm extension to change the height of the structure




Simple assembly with numbered frame parts



2 stabilising feet with Twist & Lock supplied with each frame



Modulate™ carry bag with dedicated compartments for the feet and graphics



Modulate™ structures have a 5 year warranty


The structures are supplied with a pair of stabilising feet

Intuitive assembly with no need for tools


Assembling **Modulate™** structures does not require no tools. Each section is labelled by number and colour coded for ease of assembly, connecting with a push-button.

Once the structure is assembled, the Twist & Lock feet can be locked into place by rotating a quarter of a turn, for a perfectly stable free-standing frame.

Add the perfect finishing touch with a tension fabric graphic, designed to fit the frame perfectly.



Stabilising feet with Twist & Lock system



1 Assemble the bungee sections using the push-buttons



2 Add the central reinforcement tube and connect all the tubes according to the numbered system




3 Place the Twist & Lock foot under the structure and rotate to lock it



4 Use the gloves provided to handle the graphic and slide it onto the frame



Position



Rotate



Lock

How to install Twist & Lock feet ?

We have created an innovative new foot system with no need for Allen keys or other tools. With the **Twist & Lock** system, simply position the foot under the structure, turn it and it's locked! This system is an incredible time saver when installing your **Modulate™** structures. Stabilising half feet can be added to your configuration to suit your needs (optional).



Stabilising half feet

Scalable structures

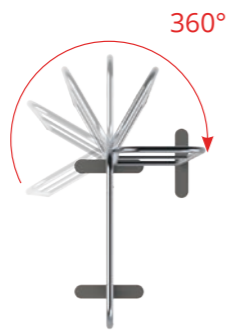
To add greater versatility to your **Modulate™** structures, you can add a 400 mm tubular extension, allowing you to change the height of your frame from 2000 mm to 2400 mm. Easily inserted between two sections, this extension allows you to use the same frame at two different heights.

Modulate™ 400 mm Extension to change the height of your structures
MOD-EXT400MM Ø 30 x 400 mm

1 structure,
2 height options



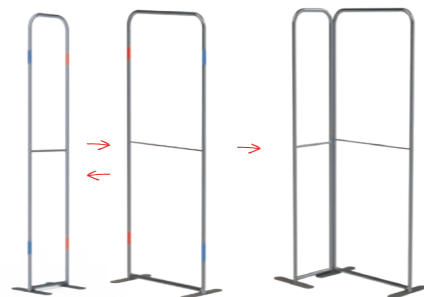
Simply position your frames at your desired angle




MagLink connectors: simple, fast and reconfigurable

Get original by combining the different sizes and shapes of **Modulate™** frames.

Thanks to the exclusive **MagLink** magnetic system built into the structure, you can connect the frames by simply touching them together



PATENT PENDING



360° **MagLink** system. Each structure includes 4 magnets that allow you to connect the frames together without any need for or tools.

The Modulate™ range


Modulate™ includes 11 aluminium tubular frames (Ø30 mm) that can be used with double-sided printed textile graphics.

These modules can be used by themselves or combined to create hundreds of possible configurations. The different structures are classified according to their width or shape. The colour of the module corresponds to the coding system on the structure.

Each frame is supplied with a **Modulate™** carry bag with dedicated slots for the feet and graphics.



Two-tone Modulate™ bag



Modulate™ Straight 420


MOD-S-420

400 x 2000 x 400 mm

Modulate™ Straight 424

MOD-S-424

400 x 2400 x 400 mm



Modulate™ Straight 810

MOD-S-810

800 x 1000 x 400 mm

Modulate™ Straight 820

MOD-S-820

800 x 2000 x 400 mm

Modulate™ Straight 824

MOD-S-824

800 x 2400 x 400 mm

Modulate™ Straight 1820

MOD-S-1820

1800 x 2000 x 400 mm

Modulate™ Straight 1824

MOD-S-1824

1800 x 2400 x 400 mm



Modulate™ Curved 820

MOD-C-820

800 x 2000 x 400 mm

Modulate™ Curved 824

MOD-C-824

800 x 2400 x 400 mm

Modulate™ Slope 1


MOD-SS-824-01

800 x 2300 x 400 mm

Modulate™ Slope 2

MOD-SS-824-02

800 x 2400 x 400 mm




Mix & Match

Modulate™ offers innovative layout solutions and maximises the impact of your message with sublimation printed textile graphics.

Choose your **Modulate™** frames from the shapes and sizes and on offer and connect them magnetically at any angle using the exclusive MagLink system.

You can mix and match to create new configurations or change them to suit your needs.

Switching from a simple wall of images to an exhibition stand takes just a few minutes!



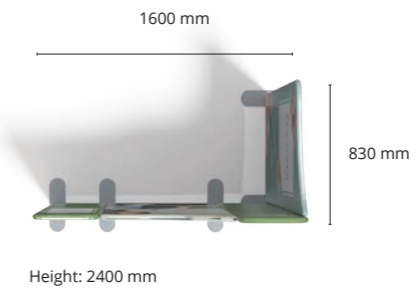
Each frame features a coding system for easier assembly. No tools required!




The graphics are very easy to maintain thanks to the crease-resistant and machine washable textile cover.



Each Modulate™ frame comes in a bag to carry the structure, feet and graphics.



- 1 x Modulate Straight 420
- 1 x Modulate Straight 424
- 2 x Modulate Slope 1



Retail Solutions

The versatility and variety of **Modulate™** frames make them the ideal choice for decorating interior spaces.

The same frames can be arranged in different ways to redesign your POS advertising.



Brighten up your Modulate™ frames with clamp-on LED spotlights (optional)



9 m²

12 m²



- 4 x Modulate Curved 824
- 3 x Modulate Straight 1824
- 1 x Modulate Straight 824



Ideal for creating shell schemes stands

Reconfigurable exhibition stands

Easy to transport and assemble, **Modulate™** frames can be used to create a stand.

Modulate™ offers the freedom to redesign your stand as many times as you want, guaranteeing an excellent return on your investment.

4000 mm



3000 mm

Height: 2400 mm



Half feet are also available, allowing you to install Modulate™ structures in front of a wall.

MOD-HALF-FOOT-P 80 x 215 x 6 mm (unit)



5300 mm

Height: 2400 mm

4000 mm



Height: 2400 mm

- 1 x Modulate Straight 1824
- 2 x Modulate Curved 824
- 2 x Modulate Slope 1
- 2 x Modulate Straight 420


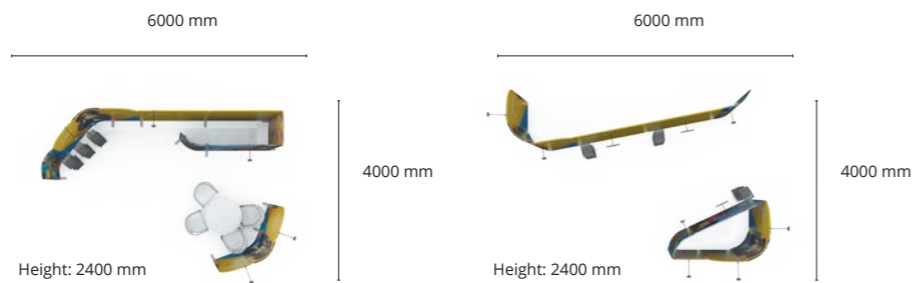
Combine right angles with rounded corners



Image walls for events

The use of large-format graphics is particularly suited to the world of events and promotions.





- 1 x Modulate Straight 424
- 1 x Modulate Straight 820
- 2 x Modulate Straight 420
- 2 x Modulate Straight 810



Modulate™ extension allows you to add height to your structures effortlessly
MOD-EXT400MM Ø 30 x 400 mm

Pop-up displays

Create unique staging options with the **Modulate™** frames.

Placed in strategic locations, they offer passers-by an original and immersive experience.



- 2 x Modulate Straight 824
- 4 x Modulate Slope 2
- 2 x Modulate Curved 820
- 3 x Modulate Straight 1820
- 1 x Modulate Straight 420

Create versatile reception spaces effortlessly

Window and POS advertising

Attract greater attention to your shopfronts and windows.

Modulate™ offers a range of excellent solutions for organising retail spaces, allowing you to refresh your message and play with the available display space.





A simple and original way to create workspaces or redefine an open space




3500 mm

900 mm

900 mm



3200 mm



2600 mm

Height: 2400 mm

- 2 x Modulate Slope 2
- 2 x Modulate Straight 1820
- 2 x Modulate Curved 820

Create effortless partitions



Creating workspaces

Creating simple private reception spaces, partitions or office spaces with the **Modulate™** frames.

The large customisable surfaces can also be used for decoration as well as brand communication.



Send your message in print

Dye-sublimation is an environmentally friendly printing process that uses heat-sensitive water-based inks. These inks turn into gas when heated and are combined with a 100% polyester base.

We offer printing using both transfer and direct techniques to meet your every need. The dye-sublimation process delivers unbeatable colours and incredibly durable results.

Your messages will be printed in a large format on a slightly stretchy fabric, designed to fit the shape of your **Modulate™** structures.

Tips to ensure the best print results

The quality of your graphic depends on the quality of the print file provided. Here are some basic principles to ensure optimal results :

- Follow the graphic templates and instructions we provide to create your print files.
- Create artwork at no less than 300 dpi in CMYK mode not RGB, send any linked files do not embed and outline all text.
- Save artwork using Adobe PDF preset PDF/X-4:2010, and check box to "Create Acrobat layers from top level layers".



